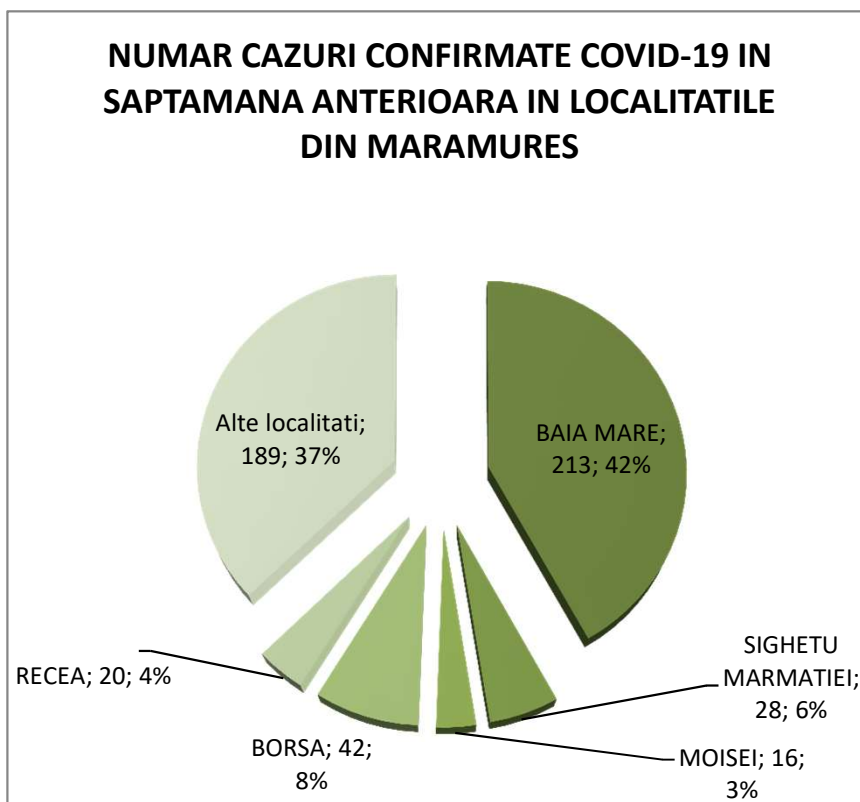
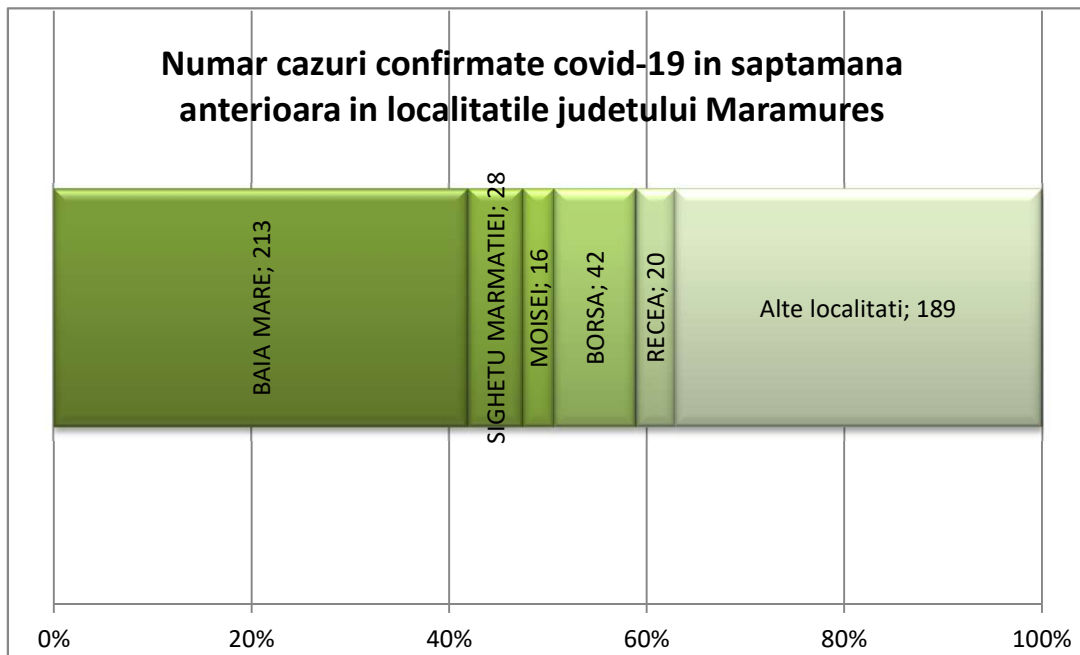


## Covid 19 Raport saptamanal de supraveghere

### Date raportate pana la data de 18.10.2020 in judetul Maramures

In saptamana 12.10.2020 - 18.10.2020, in judetul Maramures s-au inregistrat un numar de 508 cazuri confirmate Covid-19.

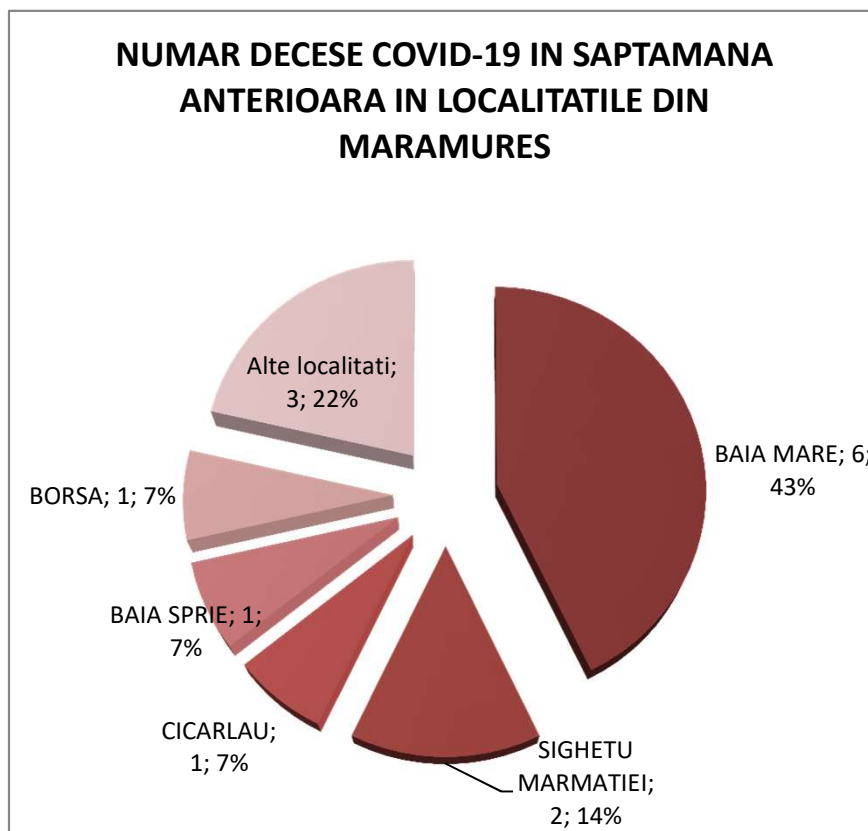
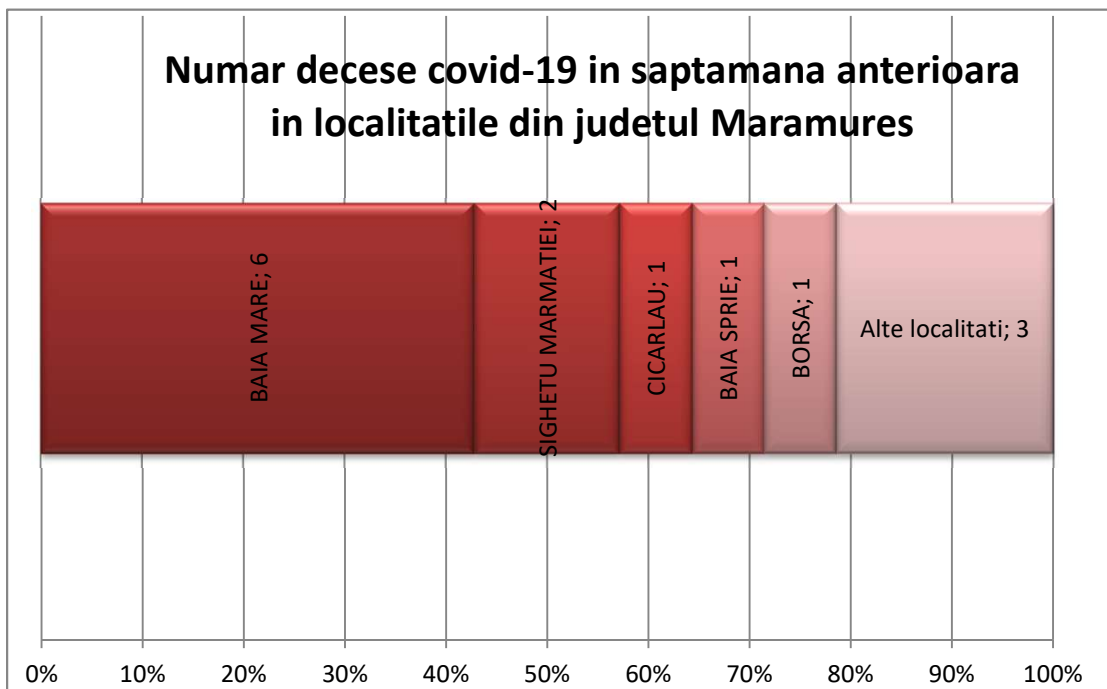
In aceasta saptamana , 62.8% din totalul cazurilor confirmate s-au inregistrat in localitatile BAIA MARE, SIGHETU MARMATIEI, MOISEI, BORSA si RECEA.



## Covid 19 Raport saptamanal de supraveghere Date raportate pana la data de 18.10.2020 in judetul Maramures

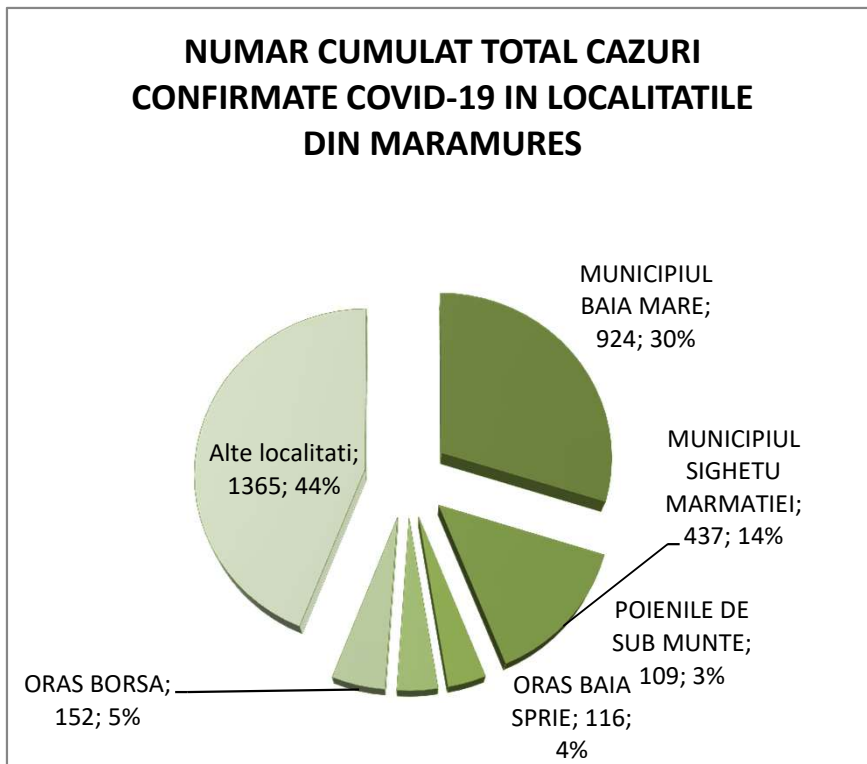
In saptamana 12.10.2020 - 18.10.2020, in judetul Maramures s-au inregistrat un numar de 14 decese Covid-19.

In aceasta saptamana , 78.57% din totalul deceselor s-au inregistrat in localitatile BAIA MARE, SIGHETU MARMATIEI, CICARLAU, BAIA SPRIE si BORSA.

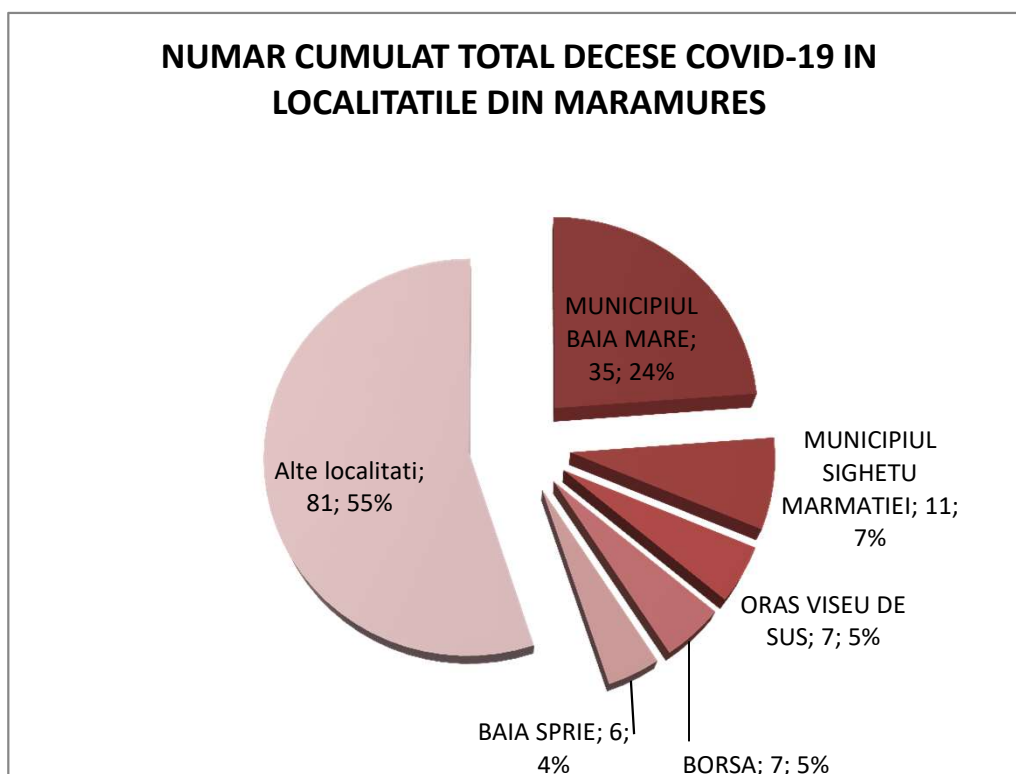


## Covid 19 Raport saptamanal de supraveghere Date raportate pana la data de 18.10.2020 in judetul Maramures

In perioada cuprinsa intre luna martie 2020 si data de 18.10.2020, in judetul Maramures s-au inregistrat un numar total de 3103 cazuri confirmate Covid-19.

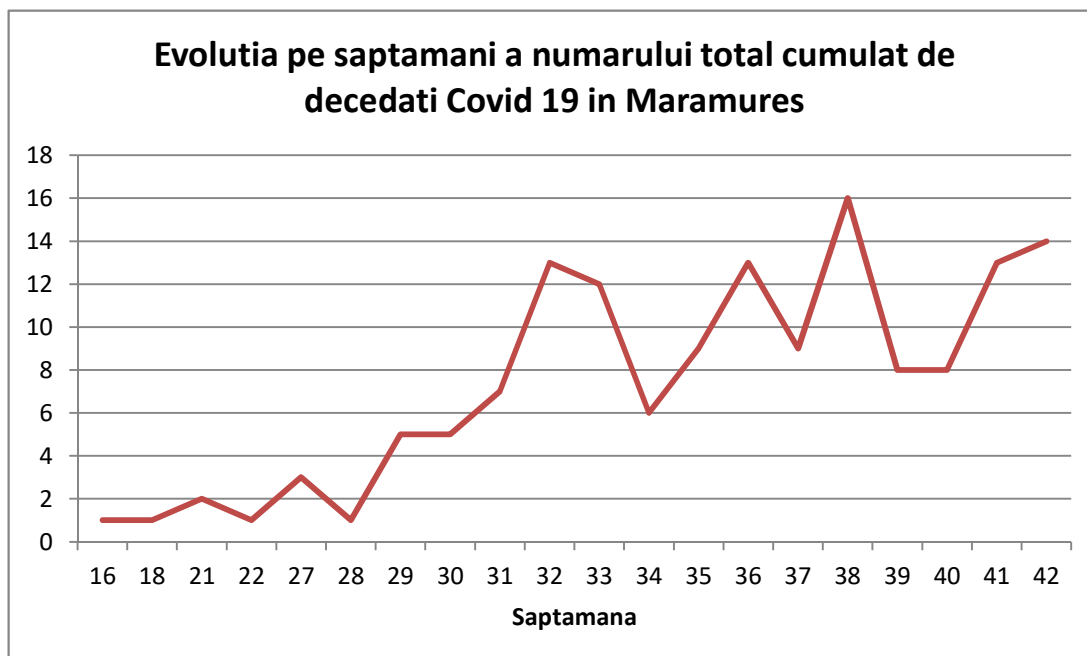
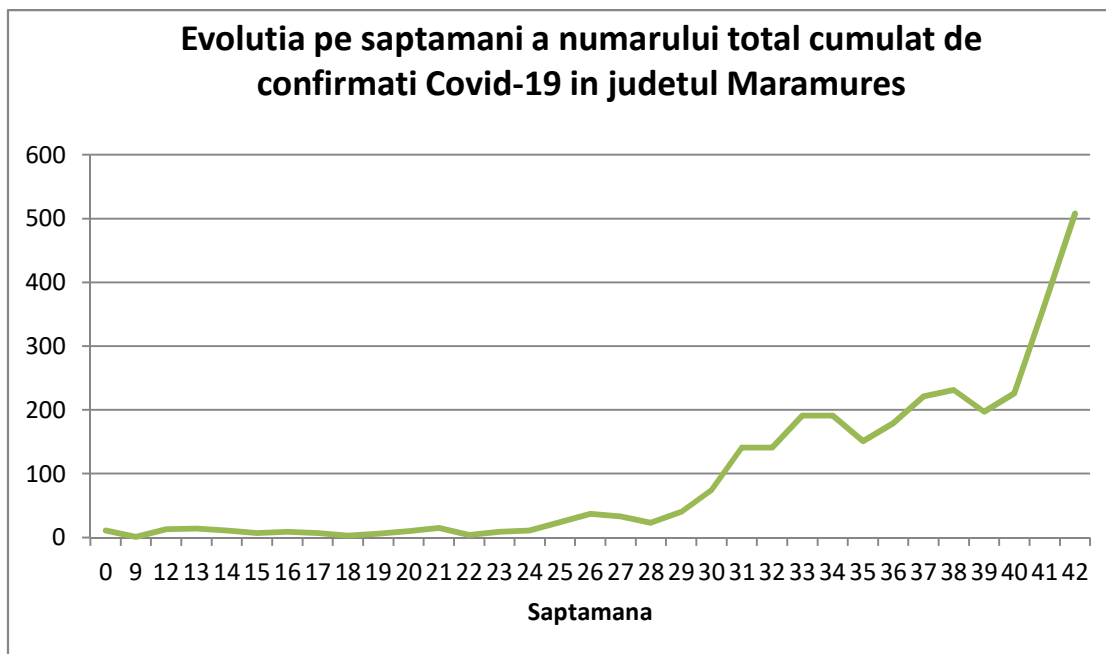


De la inceputul pandemiei Covid-19 pana la data de 18.10.2020, in judetul Maramures s-au inregistrat un numar total de 147 decese Covid-19.



### Covid 19 Raport saptamanal de supraveghere Date raportate pana la data de 18.10.2020 in judetul Maramures

Graficele de mai jos arata evolutia pe saptamani a numarului total cumulat de confirmati si decese Covid-19 in judetul Maramures de la inceputul pandemiei Covid-19 pana la data de 18.10.2020 :

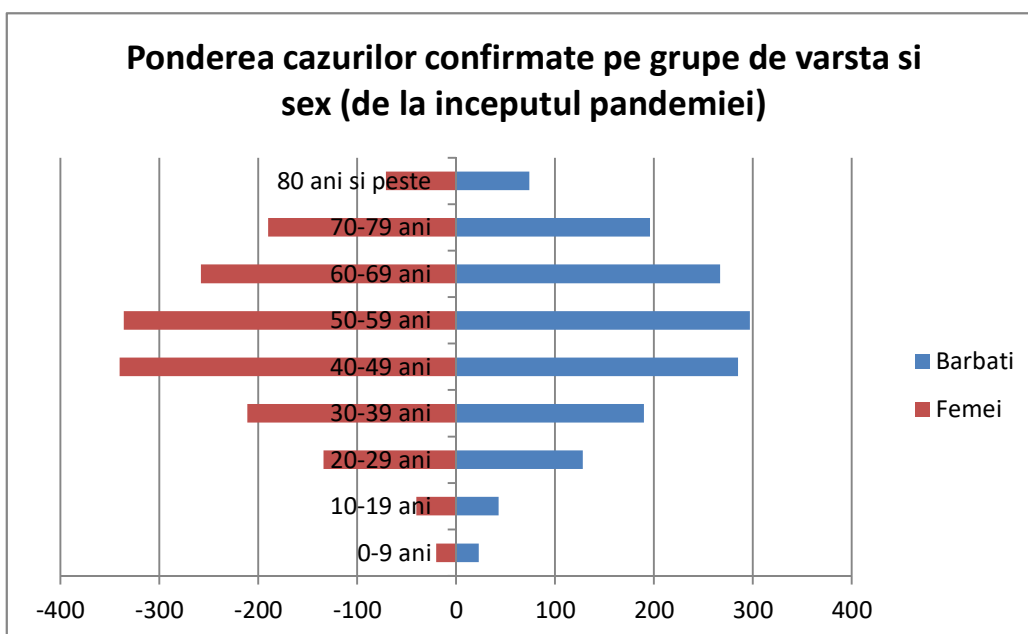
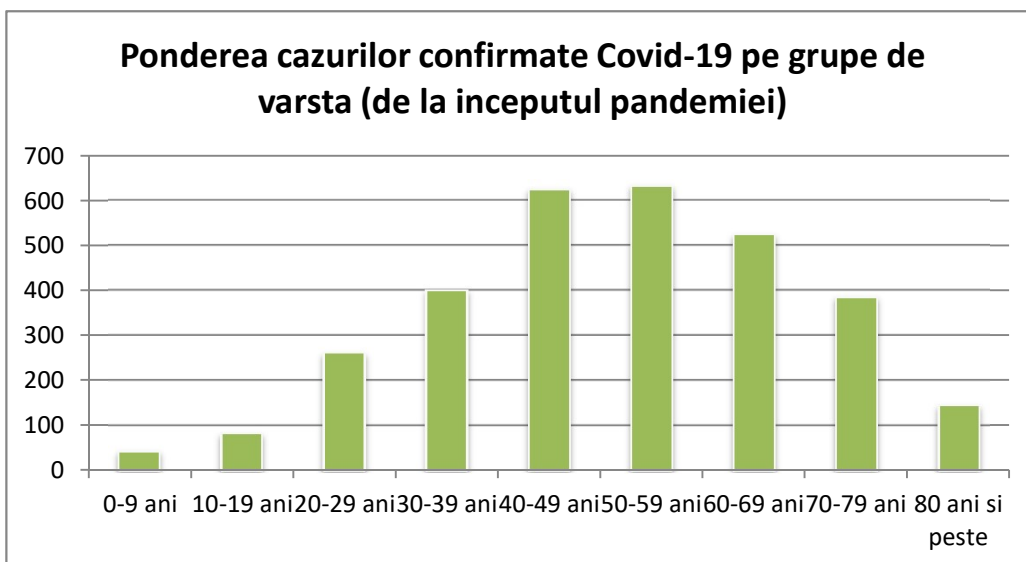


## Covid 19 Raport saptamanal de supraveghere

### Date raportate pana la data de 18.10.2020 in judetul Maramures

Analiza pe varste si sex a cazurilor confirmate Covid-19 in judetul Maramures de la inceputul pandemiei pana la data de 18.10.2020 :

Varsta	TOTAL	Barbati	Femei
0-9 ani	43	23	20
10-19 ani	83	43	40
20-29 ani	262	128	134
30-39 ani	401	190	211
40-49 ani	625	285	340
50-59 ani	633	297	336
60-69 ani	525	267	258
70-79 ani	386	196	190
80 ani si peste	145	74	71
total	3103	1503	1600

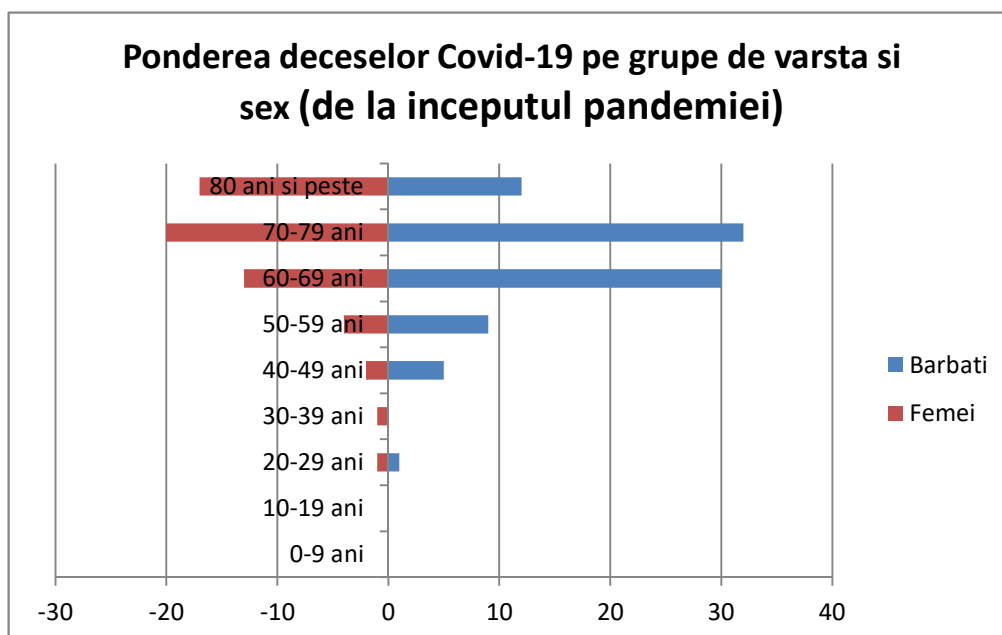
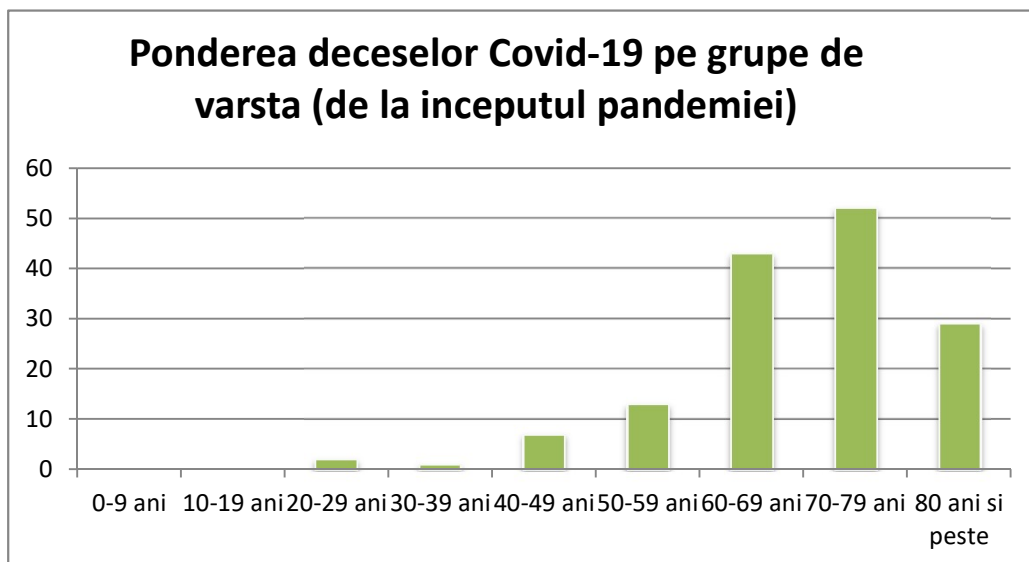


## Covid 19 Raport saptamanal de supraveghere

### Date raportate pana la data de 18.10.2020 in judetul Maramures

Analiza pe varste si sex a deceselor Covid-19 in judetul Maramures de la inceputul pandemiei pana la data de 18.10.2020 :

Varsta	TOTAL	Barbati	Femei
0-9 ani	0	0	0
10-19 ani	0	0	0
20-29 ani	2	1	1
30-39 ani	1	0	1
40-49 ani	7	5	2
50-59 ani	13	9	4
60-69 ani	43	30	13
70-79 ani	52	32	20
80 ani si peste	29	12	17
total	147	89	58



**Covid 19 Raport saptamanal de supraveghere**  
**Date raportate pana la data de 18.10.2020 in judetul Maramures**

Analiza pe varste, sex si comorbiditati a deceselor Covid-19 din judetul Maramures de la inceputul pandemiei pana la data de 18.10.2020 este prezentata in tabelul urmator:

<b>Numar total decese</b>	numar	%
Total decese Covid-19	147	
decese la barbati	89	60.54
decese persoane peste 60 ani	124	84.35
Decese persoane cu cel putin o comorbiditate	132	89.8
afectiuni cardiovasculare	84	57.14
diabet	51	34.69
afectiuni neorologice	25	17.01
afectiuni renale	16	10.88
obezitate	41	27.89
afectiuni pulmonare	26	17.69
neoplasm	17	11.56
alte comorbiditati	57	38.78